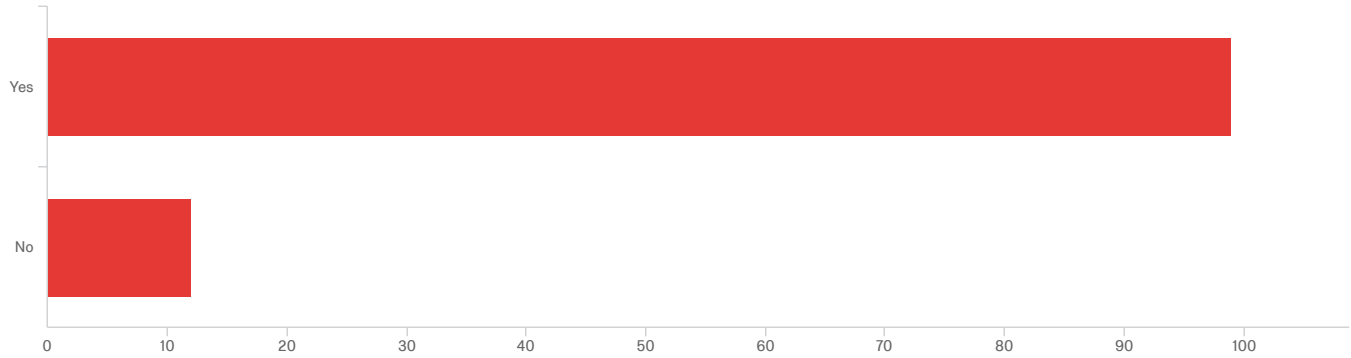


Default Report

Delaware City Survey

November 6, 2018 1:37 PM MST

Q1 - Are you a Delaware City resident?



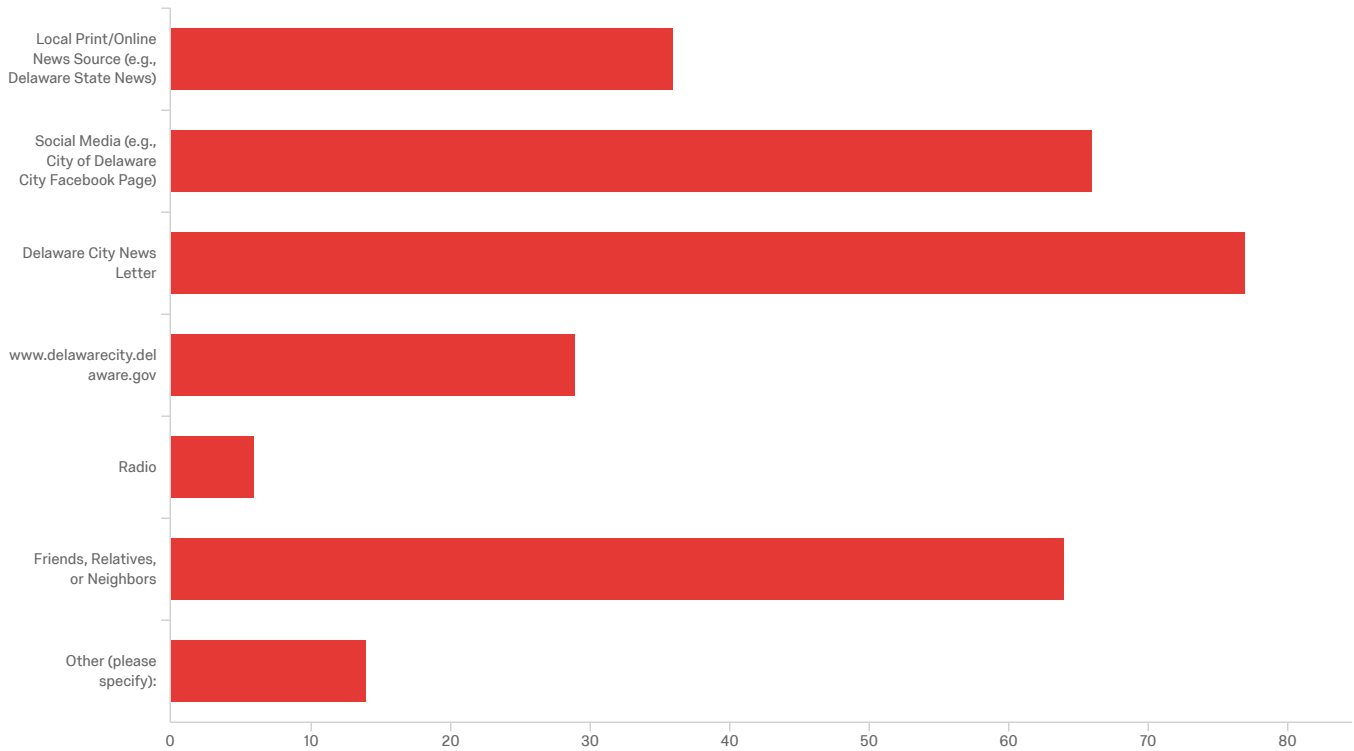
#	Field	Minimum	Maximum	Mean	Std Deviation	Variance	Count
1	Are you a Delaware City resident?	1.00	2.00	1.11	0.31	0.10	111

#	Field	Choice Count
1	Yes	89.19% 99
2	No	10.81% 12

111

Showing rows 1 - 3 of 3

Q2 - How do you stay informed about current events in Delaware City? Select all that apply.



#	Field	Choice Count
1	Local Print/Online News Source (e.g., Delaware State News)	12.33% 36
2	Social Media (e.g., City of Delaware City Facebook Page)	22.60% 66
3	Delaware City News Letter	26.37% 77
4	www.delawarecity.delaware.gov	9.93% 29
5	Radio	2.05% 6
6	Friends, Relatives, or Neighbors	21.92% 64
7	Other (please specify):	4.79% 14
		292

Showing rows 1 - 8 of 8

Other (please specify):

Other (please specify):

google alert

I don't really know what goes on.

Live Nearby shop in delaware city

crabby dicks

library website

Marina FB page

Main Street website

post office flyers

Facebook from Main Street

Middletown Transcript

crabby dicks

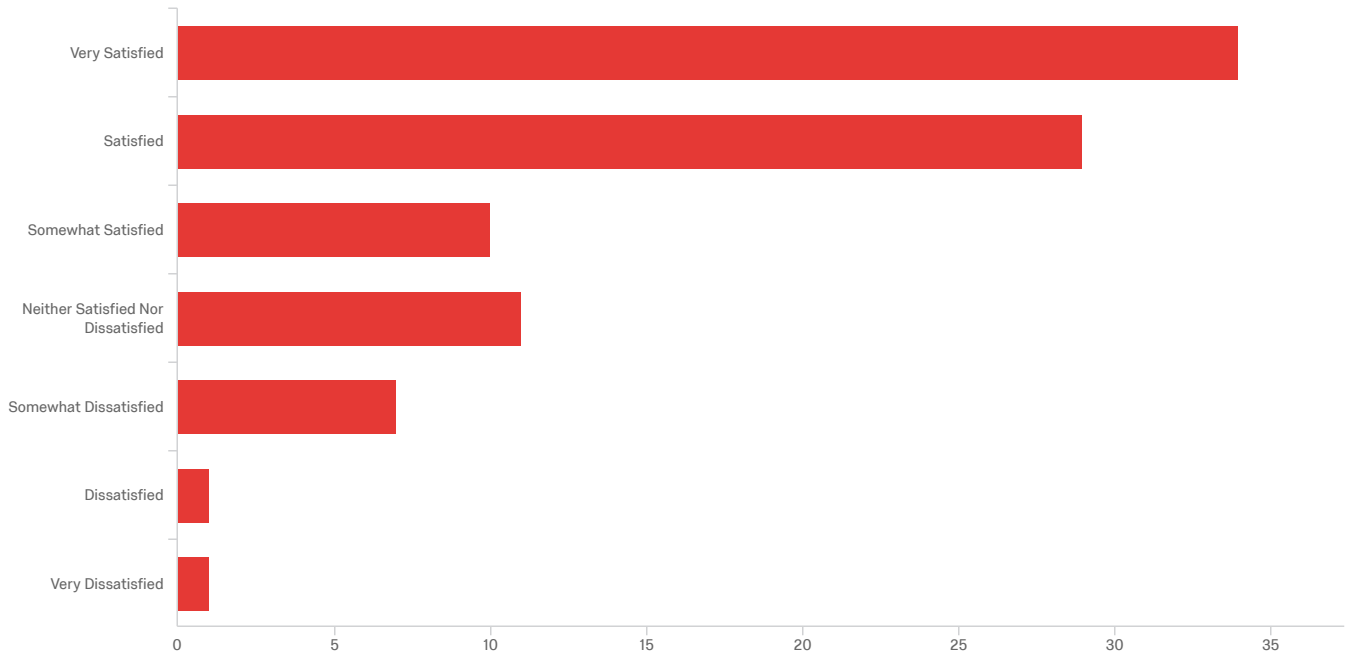
Post office or library postings

Beth Konkus on Facebook

Main Street or delaware city marina site

Q9 - Overall, how satisfied are you with the level of customer service delivered by

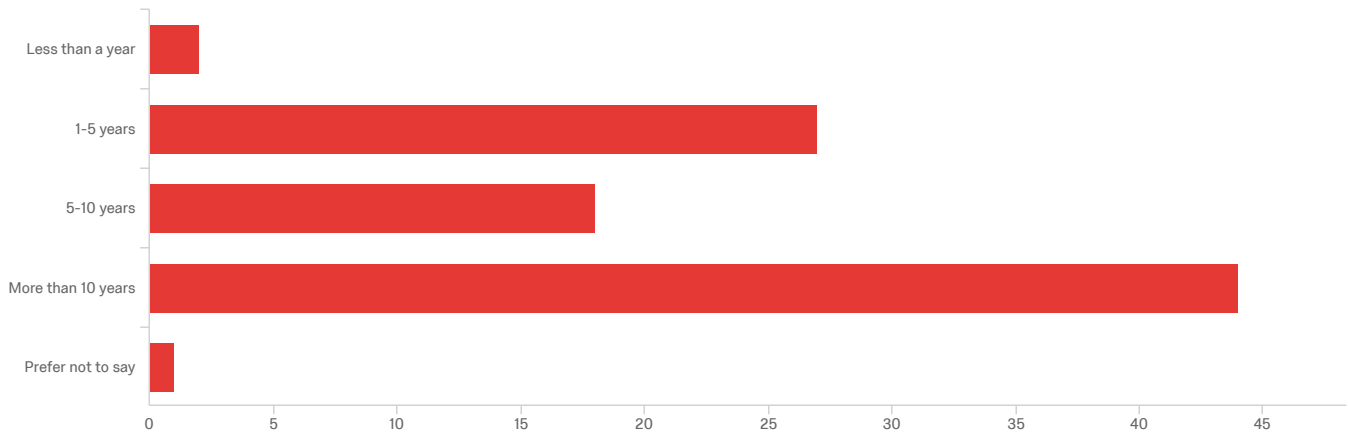
Delaware City staff (i.e. Delaware City Police Department and Town Hall staff)?



#	Field	Minimum	Maximum	Mean	Std Deviation	Variance	Count
1	Overall, how satisfied are you with the level of customer service delivered by Delaware City staff (i.e. Delaware City Police Department and Town Hall staff)?	1.00	12.00	5.14	4.33	18.79	93

#	Field	Choice Count
1	Very Satisfied	36.56% 34
2	Satisfied	31.18% 29
3	Somewhat Satisfied	10.75% 10
4	Neither Satisfied Nor Dissatisfied	11.83% 11
5	Somewhat Dissatisfied	7.53% 7
6	Dissatisfied	1.08% 1
7	Very Dissatisfied	1.08% 1
		93

Q12 - How long have you lived in Delaware City?

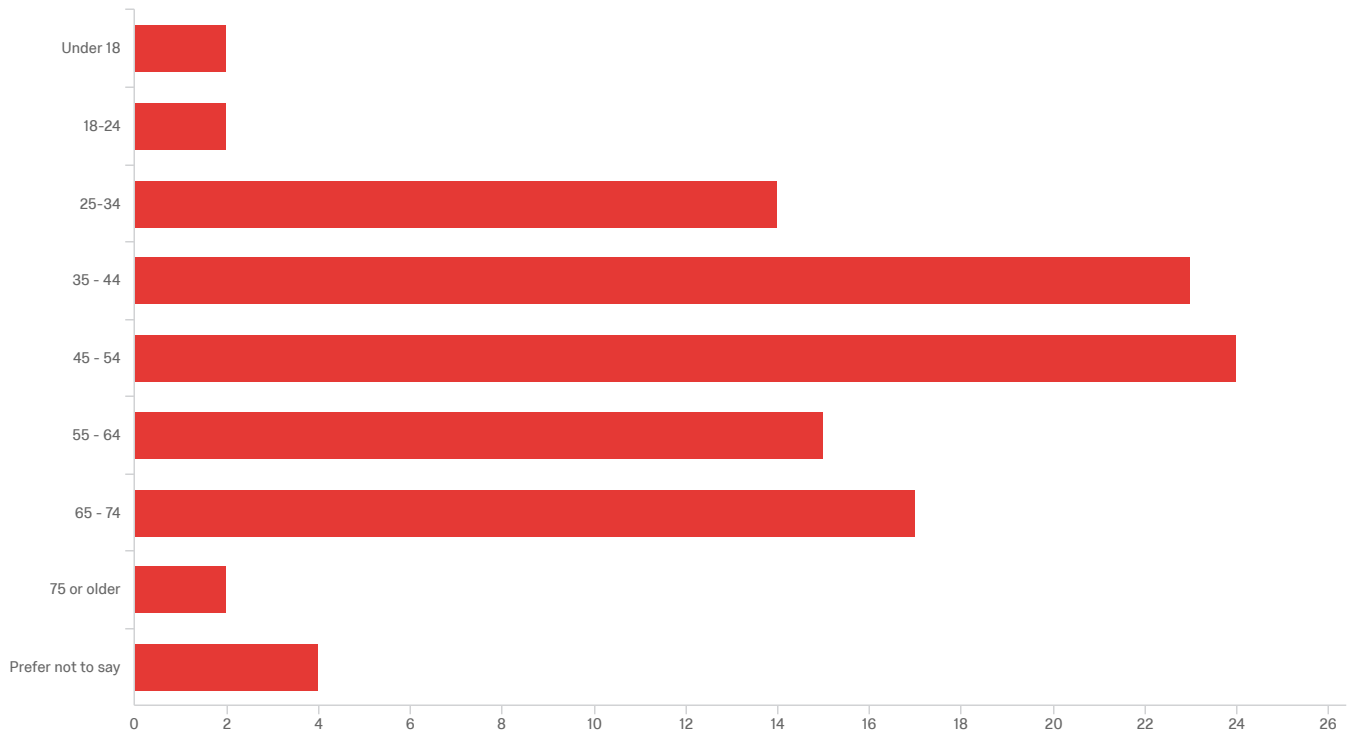


#	Field	Minimum	Maximum	Mean	Std Deviation	Variance	Count
1	How long have you lived in Delaware City?	1.00	5.00	3.16	0.94	0.88	92

#	Field	Choice Count
1	Less than a year	2.17% 2
2	1-5 years	29.35% 27
3	5-10 years	19.57% 18
4	More than 10 years	47.83% 44
5	Prefer not to say	1.09% 1
		92

Showing rows 1 - 6 of 6

Q13 - What is your age?

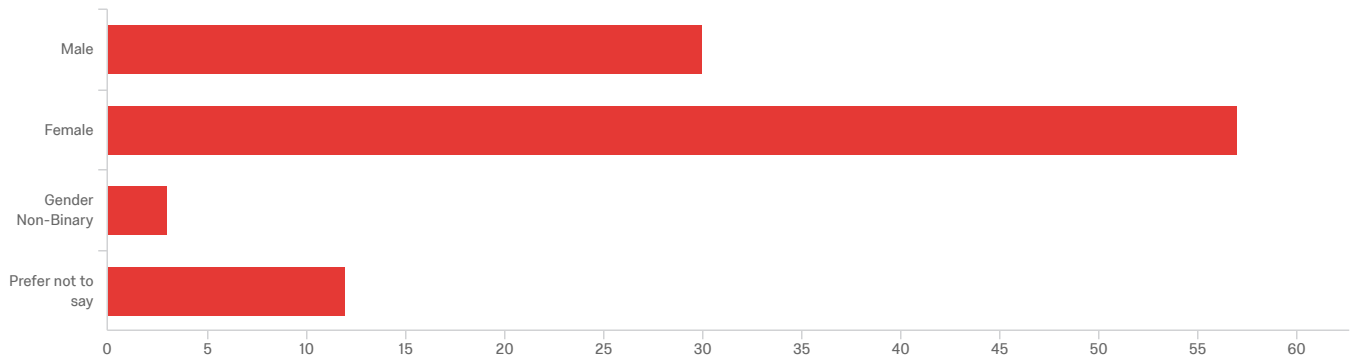


#	Field	Minimum	Maximum	Mean	Std Deviation	Variance	Count
1	What is your age?	1.00	9.00	5.06	1.69	2.85	103

#	Field	Choice Count
1	Under 18	1.94% 2
2	18-24	1.94% 2
3	25-34	13.59% 14
4	35-44	22.33% 23
5	45-54	23.30% 24
6	55-64	14.56% 15
7	65-74	16.50% 17
8	75 or older	1.94% 2
9	Prefer not to say	3.88% 4

Showing rows 1 - 10 of 10

Q14 - What is your gender identity?



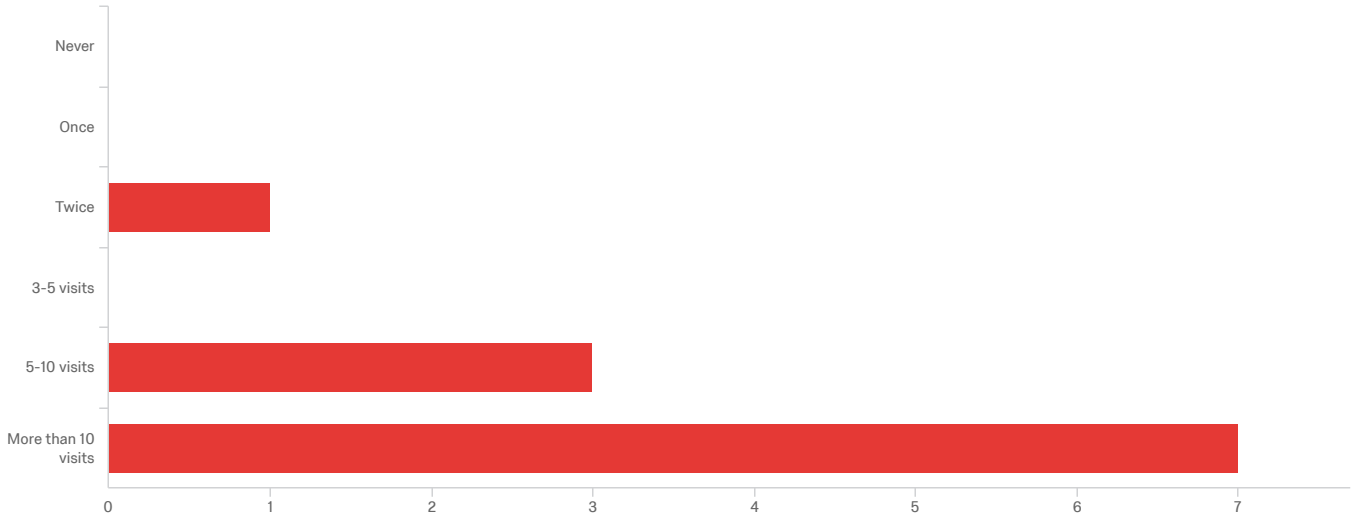
#	Field	Minimum	Maximum	Mean	Std Deviation	Variance	Count
1	What is your gender identity?	1.00	4.00	1.97	0.89	0.79	102

#	Field	Choice Count
1	Male	29.41% 30
2	Female	55.88% 57
3	Gender Non-Binary	2.94% 3
4	Prefer not to say	11.76% 12

102

Showing rows 1 - 5 of 5

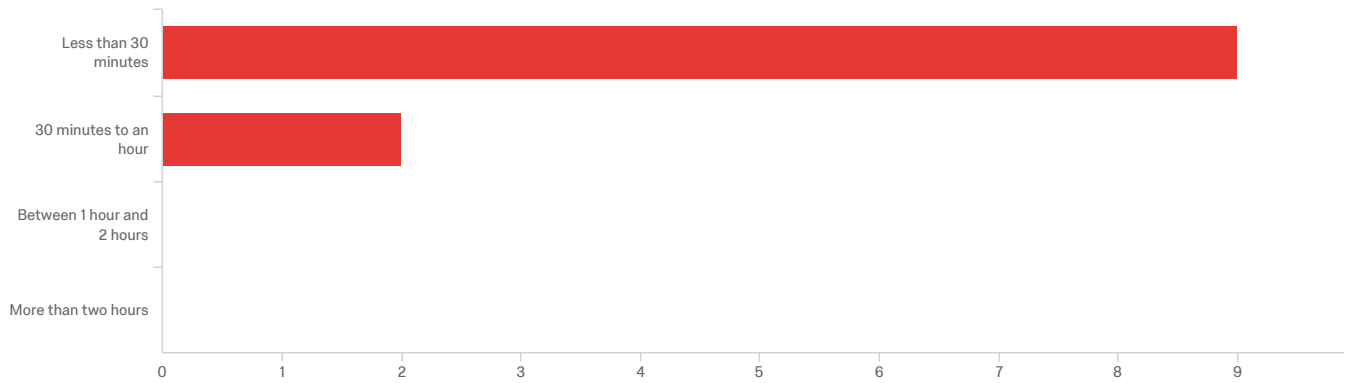
Q15 - Approximately, how many times have you visited Delaware City in the past 12 months?



#	Field	Minimum	Maximum	Mean	Std Deviation	Variance	Count
1	Approximately, how many times have you visited Delaware City in the past 12 months?	3.00	6.00	5.45	0.89	0.79	11

#	Field	Choice Count
1	Never	0.00% 0
2	Once	0.00% 0
3	Twice	9.09% 1
4	3-5 visits	0.00% 0
5	5-10 visits	27.27% 3
6	More than 10 visits	63.64% 7

Q16 - On average, how long does it take you to travel to Delaware City?



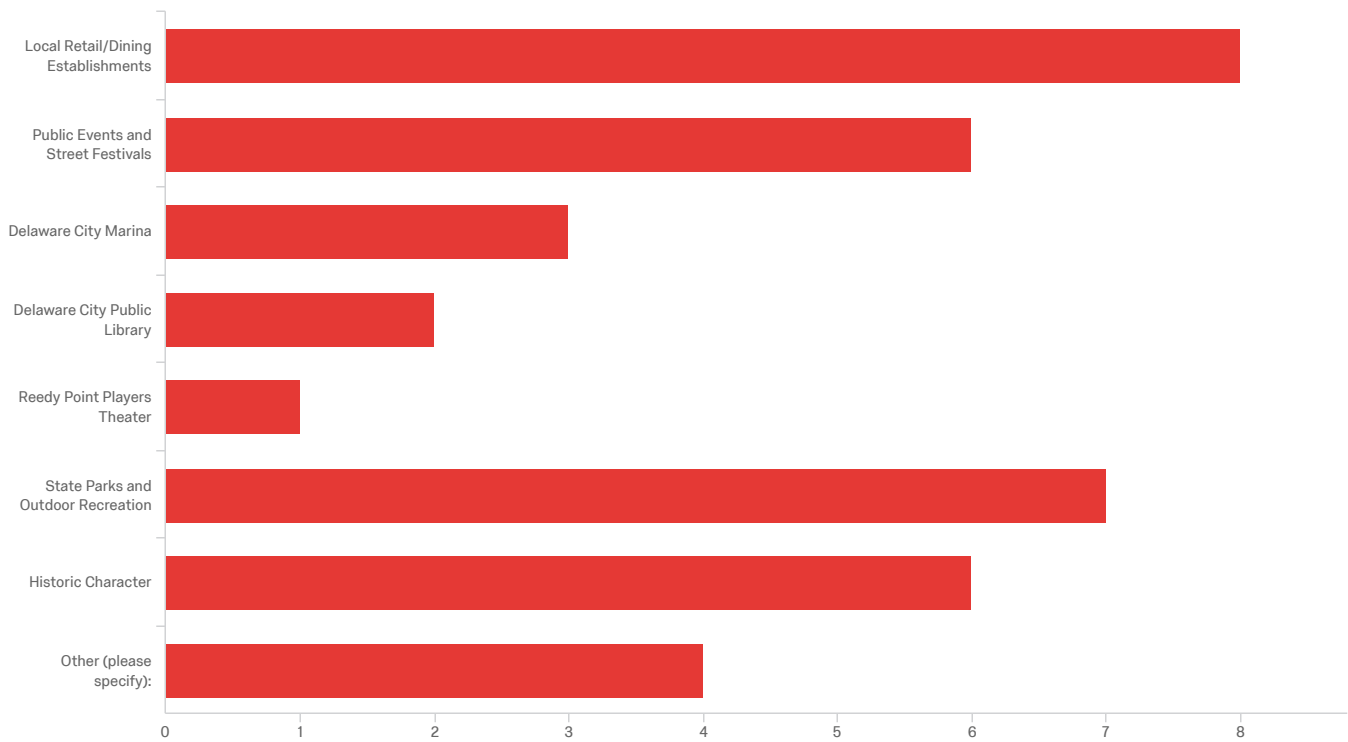
#	Field	Minimum	Maximum	Mean	Std Deviation	Variance	Count
1	On average, how long does it take you to travel to Delaware City?	1.00	2.00	1.18	0.39	0.15	11

#	Field	Choice Count
1	Less than 30 minutes	81.82% 9
2	30 minutes to an hour	18.18% 2
3	Between 1 hour and 2 hours	0.00% 0
4	More than two hours	0.00% 0

11

Showing rows 1 - 5 of 5

Q17 - What attracts you most to Delaware City? Select all that apply.



#	Field	Choice Count
1	Local Retail/Dining Establishments	21.62% 8
2	Public Events and Street Festivals	16.22% 6
3	Delaware City Marina	8.11% 3
4	Delaware City Public Library	5.41% 2
5	Reedy Point Players Theater	2.70% 1
6	State Parks and Outdoor Recreation	18.92% 7
7	Historic Character	16.22% 6
8	Other (please specify):	10.81% 4
		37

Showing rows 1 - 9 of 9

Other (please specify):

Other (please specify):

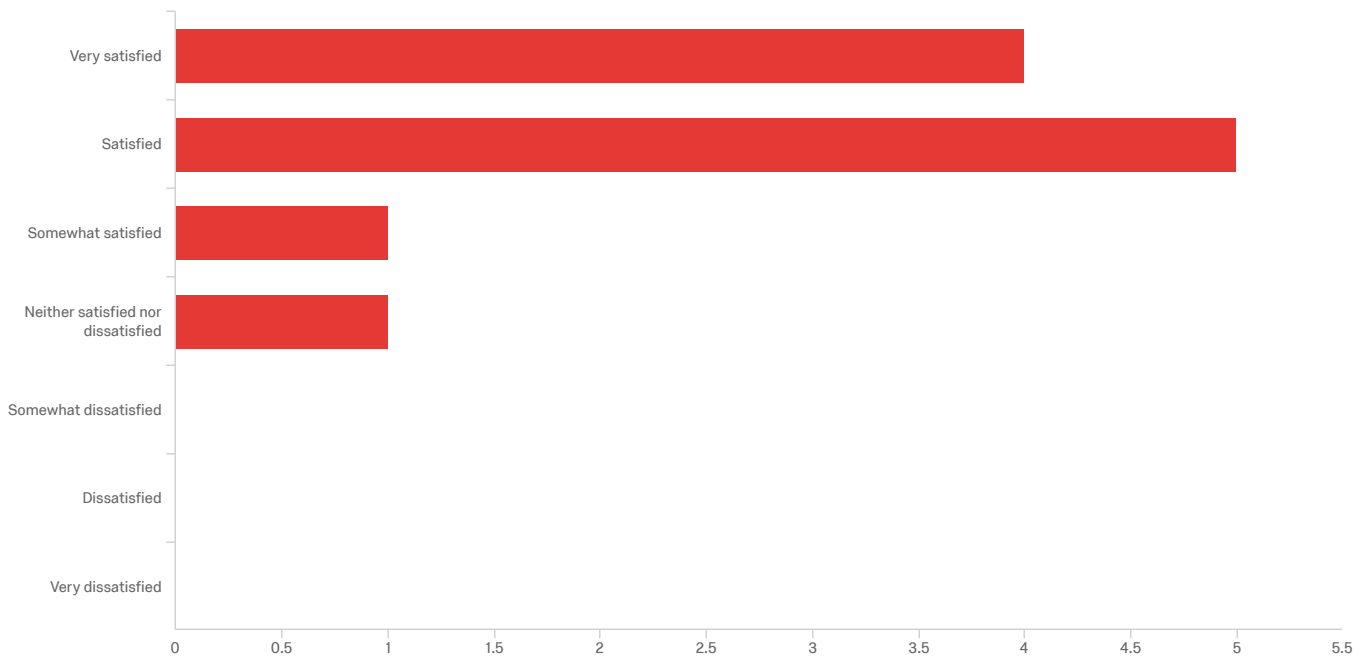
Biking Mike Castle Trail

Work there

Small town charm and being a friend of Kenny of Del/City Liquors

Church

Q18 - Overall, how satisfied are you with your visits to Delaware City?

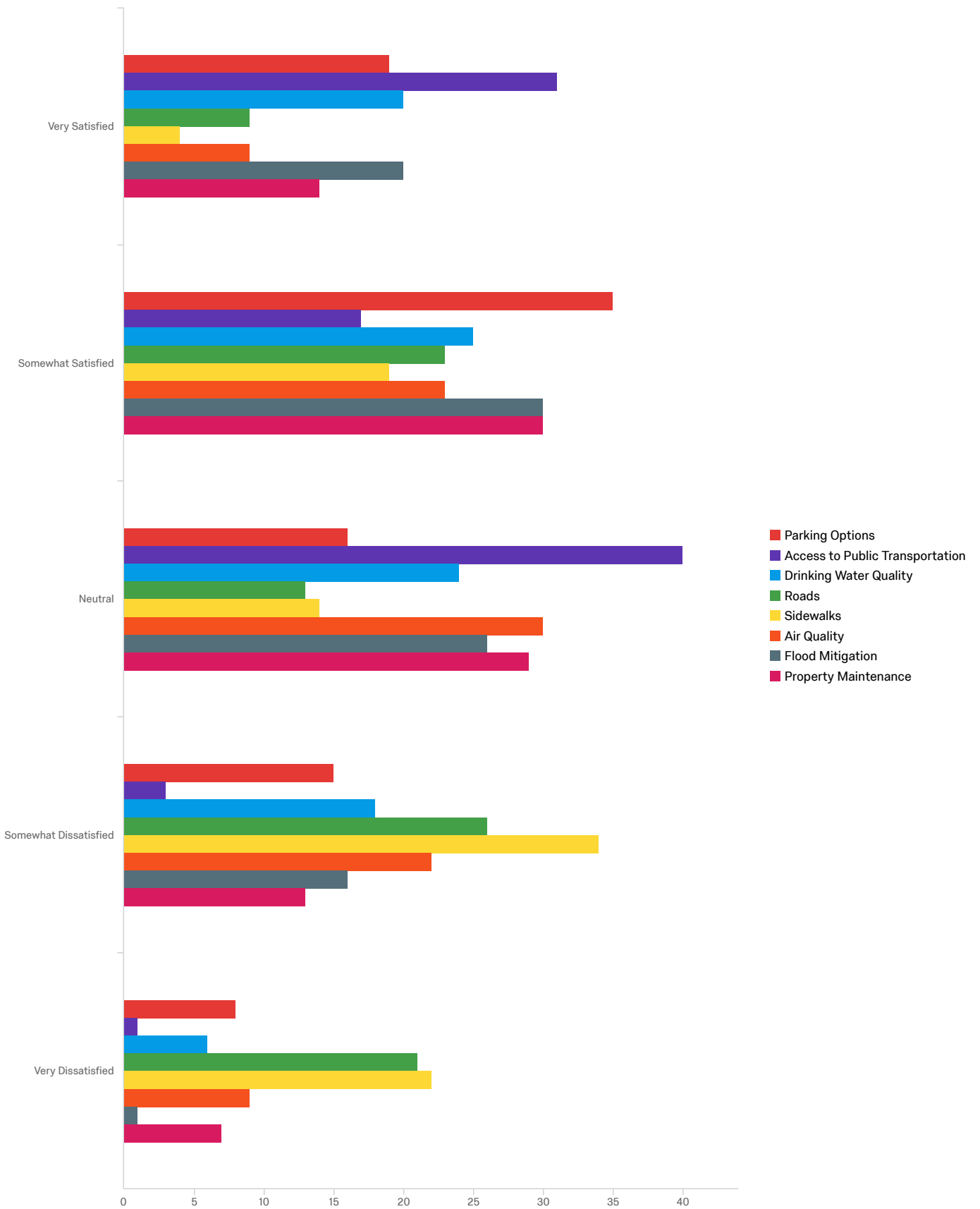


#	Field	Minimum	Maximum	Mean	Std Deviation	Variance	Count
1	Overall, how satisfied are you with your visits to Delaware City?	1.00	4.00	1.91	0.90	0.81	11

#	Field	Choice Count
1	Very satisfied	36.36% 4
2	Satisfied	45.45% 5
3	Somewhat satisfied	9.09% 1
4	Neither satisfied nor dissatisfied	9.09% 1
5	Somewhat dissatisfied	0.00% 0
6	Dissatisfied	0.00% 0
7	Very dissatisfied	0.00% 0
		11

Showing rows 1 - 8 of 8

Q27 - How satisfied are you with the following conditions in Delaware City?

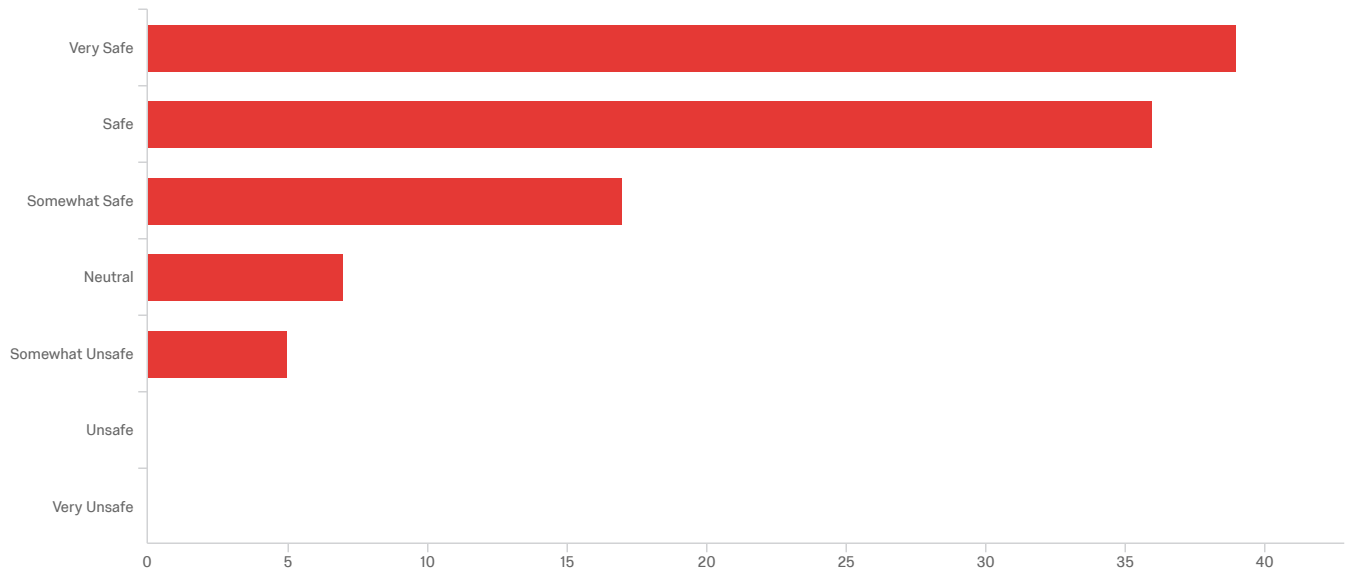


#	Field	Minimum	Maximum	Mean	Std Deviation	Variance	Count
1	Parking Options	1.00	5.00	2.55	1.22	1.49	93
2	Access to Public Transportation	1.00	5.00	2.20	0.98	0.96	92
3	Drinking Water Quality	1.00	5.00	2.62	1.20	1.44	93
4	Roads	1.00	5.00	3.29	1.32	1.75	92
5	Sidewalks	1.00	5.00	3.55	1.18	1.39	93
6	Air Quality	1.00	5.00	2.99	1.12	1.26	93
7	Flood Mitigation	1.00	5.00	2.44	1.04	1.09	93
8	Property Maintenance	1.00	5.00	2.67	1.12	1.25	93

#	Field	Very Satisfied	Somewhat Satisfied	Neutral	Somewhat Dissatisfied	Very Dissatisfied	Total
1	Parking Options	20.43% 19	37.63% 35	17.20% 16	16.13% 15	8.60% 8	93
2	Access to Public Transportation	33.70% 31	18.48% 17	43.48% 40	3.26% 3	1.09% 1	92
3	Drinking Water Quality	21.51% 20	26.88% 25	25.81% 24	19.35% 18	6.45% 6	93
4	Roads	9.78% 9	25.00% 23	14.13% 13	28.26% 26	22.83% 21	92
5	Sidewalks	4.30% 4	20.43% 19	15.05% 14	36.56% 34	23.66% 22	93
6	Air Quality	9.68% 9	24.73% 23	32.26% 30	23.66% 22	9.68% 9	93
7	Flood Mitigation	21.51% 20	32.26% 30	27.96% 26	17.20% 16	1.08% 1	93
8	Property Maintenance	15.05% 14	32.26% 30	31.18% 29	13.98% 13	7.53% 7	93

Showing rows 1 - 8 of 8

Q28 - How safe do you feel in Delaware City?

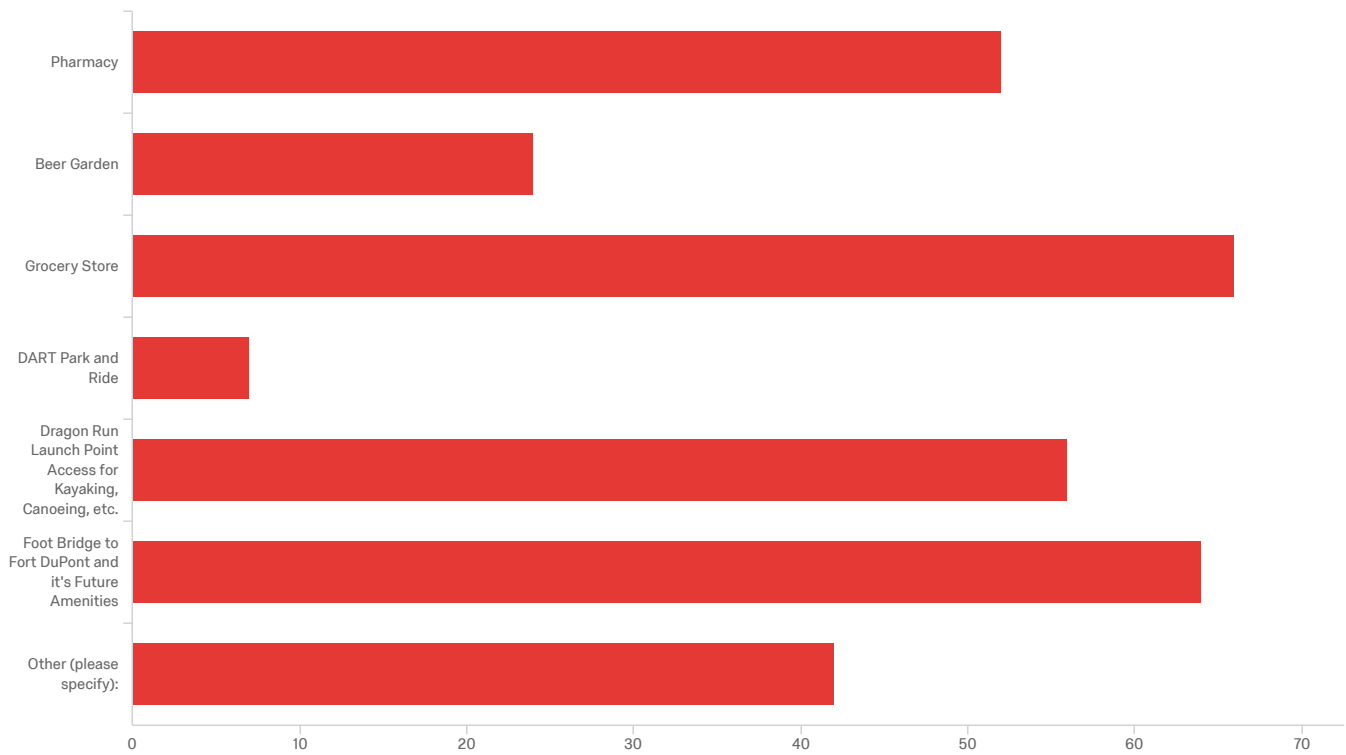


#	Field	Minimum	Maximum	Mean	Std Deviation	Variance	Count
1	How safe do you feel in Delaware City?	1.00	6.00	3.17	2.19	4.80	104

#	Field	Choice Count
1	Very Safe	37.50% 39
2	Safe	34.62% 36
3	Somewhat Safe	16.35% 17
4	Neutral	6.73% 7
5	Somewhat Unsafe	4.81% 5
6	Unsafe	0.00% 0
7	Very Unsafe	0.00% 0
		104

Showing rows 1 - 8 of 8

Q23 - What amenities would you like to see added to Delaware City? Select all that apply.



#	Field	Choice Count
1	Pharmacy	16.72% 52
2	Beer Garden	7.72% 24
3	Grocery Store	21.22% 66
4	DART Park and Ride	2.25% 7
5	Dragon Run Launch Point Access for Kayaking, Canoeing, etc.	18.01% 56
6	Foot Bridge to Fort DuPont and it's Future Amenities	20.58% 64
7	Other (please specify):	13.50% 42
		311

Showing rows 1 - 8 of 8

Q23_7_TEXT - Other (please specify):

Other (please specify):

good restaurants without double entendres, proper bike lanes, public art

Concerts in the park

Repairing streets on Washington St

Road improvements Hamilton Street near Hamilton place

Men's Barber Shop, Salon for manicures & pedicures, variety store

bury the powerlines

cigarette fines for polluters and or more spots to deposit them/ Plastic Bag ban

keep the small town charm that you have

two 30 minute parking spots at post office - and enforcement

Community pool

Get rid of the DART BUS! It brings Wilmington trash to our town.

Revamp the library like rt 9 & a swimming pool

More parking and retail shops

Laundromat

Hotels

Wawa

mailboxes at home, Wawa, small hotels, more restaurants, theatre

A tunnel under the canal instead of overhead bridge so as to not impede the water traffic to the marina

Coffee shop

A Dollar Store for inexpensive goods

redbox

Pet supply store (items/food for dogs, litter/food for cats, etc.)

Hoagie sandwich shop (Capriotti type?)

Additional dining options, local artist shops

combo small gourmet grocery with quality take-out options. A 24 hr med express and a physical therapy center.

New Gas Station, cheaper gas, new post office, ymca center, new ferry to do cruises on

museum of the historic fort DuPont and Canning, fishing companies

Larger farmers market

Restaurants, stores

Medical and dental facility

DART is problematic to commute southward.

Community swimming pool

bakery/coffee shop, medexpress

ethnic restaurants (Chinese, Thai, Italian)

Better market in town

None, keep it small

Planet Fitness and a better quality Gas station that has trash receptacles

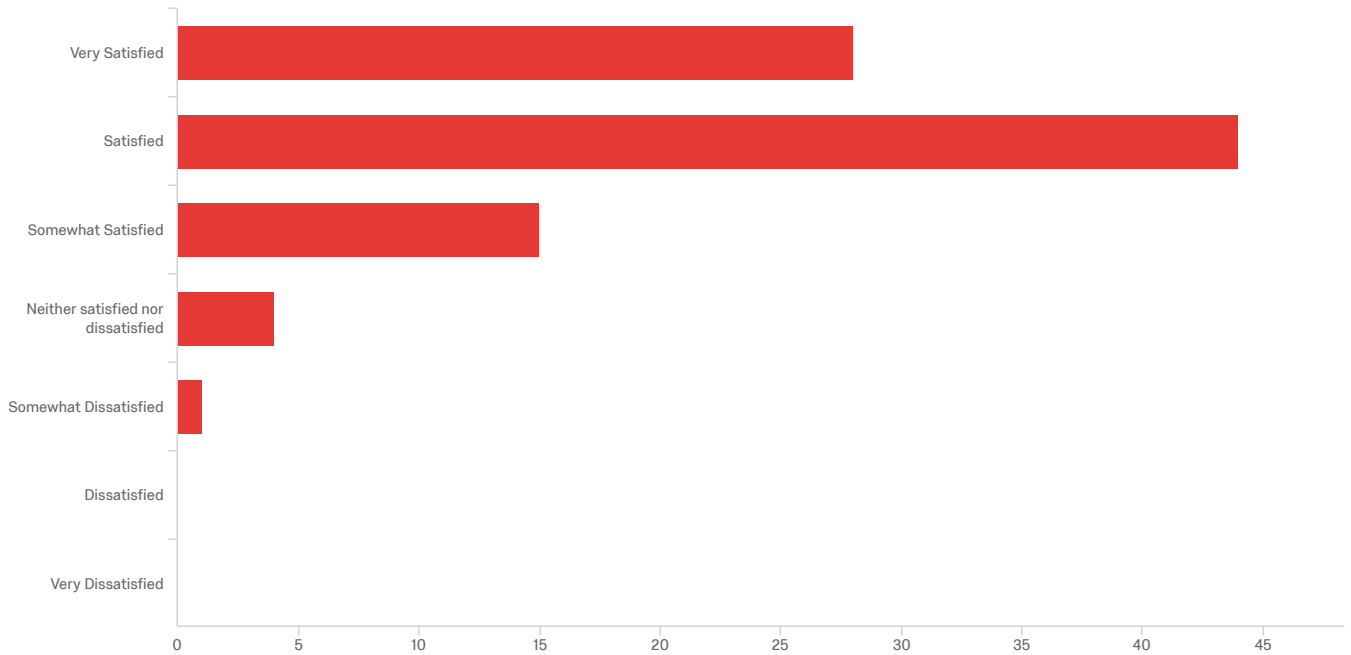
Better street lights, water fountains, off leash dog park, skate park

Crack down on drug's

Gym

Medical Aid Unit

Q25 - Overall, as a resident of Delaware City, how satisfied are you with your quality of life?

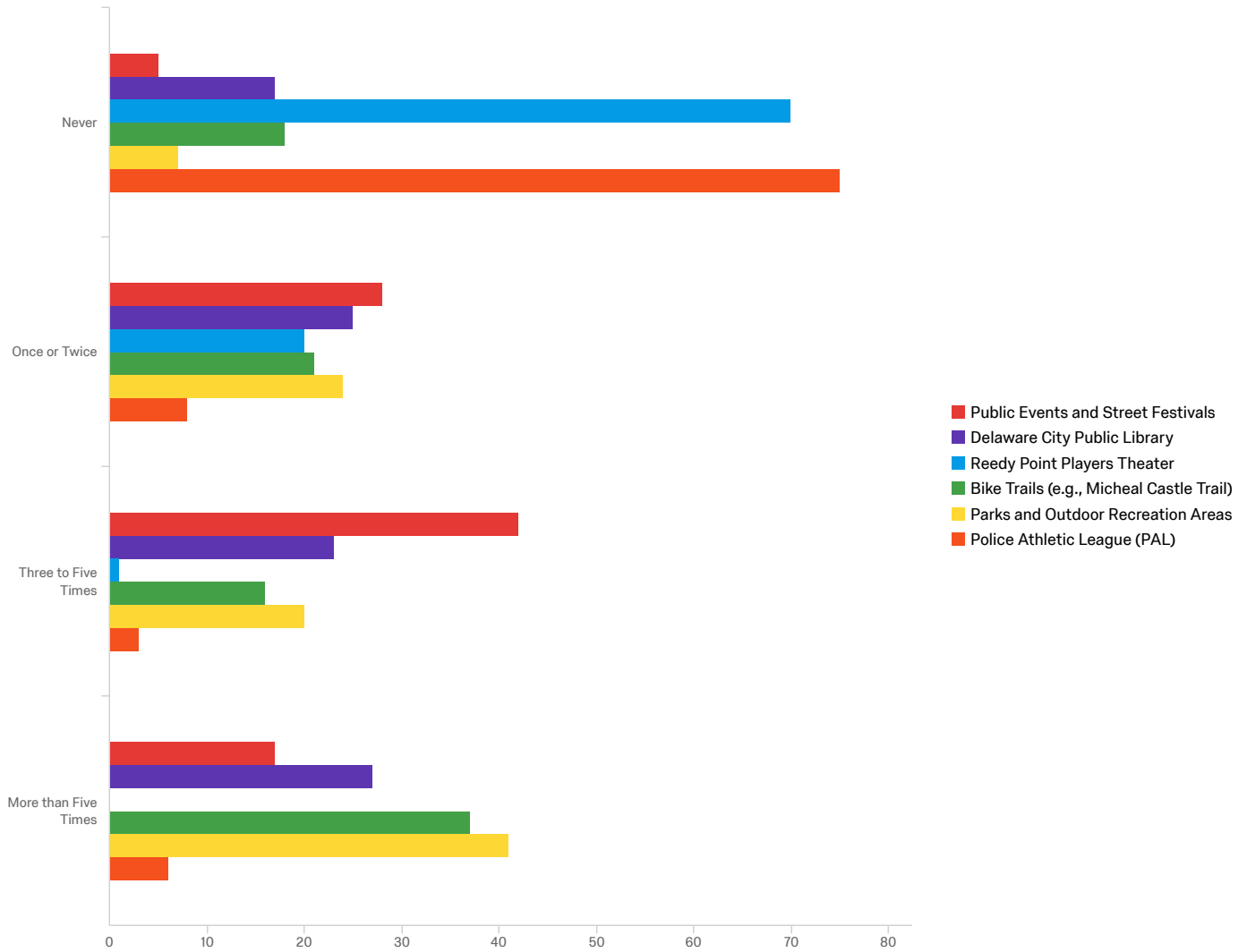


#	Field	Minimum	Maximum	Mean	Std Deviation	Variance	Count
1	Overall, as a resident of Delaware City, how satisfied are you with your quality of life?	1.00	5.00	1.98	0.86	0.74	92

#	Field	Choice Count
1	Very Satisfied	30.43% 28
2	Satisfied	47.83% 44
3	Somewhat Satisfied	16.30% 15
4	Neither satisfied nor dissatisfied	4.35% 4
5	Somewhat Dissatisfied	1.09% 1
6	Dissatisfied	0.00% 0
7	Very Dissatisfied	0.00% 0
		92

Q32 - In the past 12 months, how often have you/your family visited the following

Delaware City offerings?

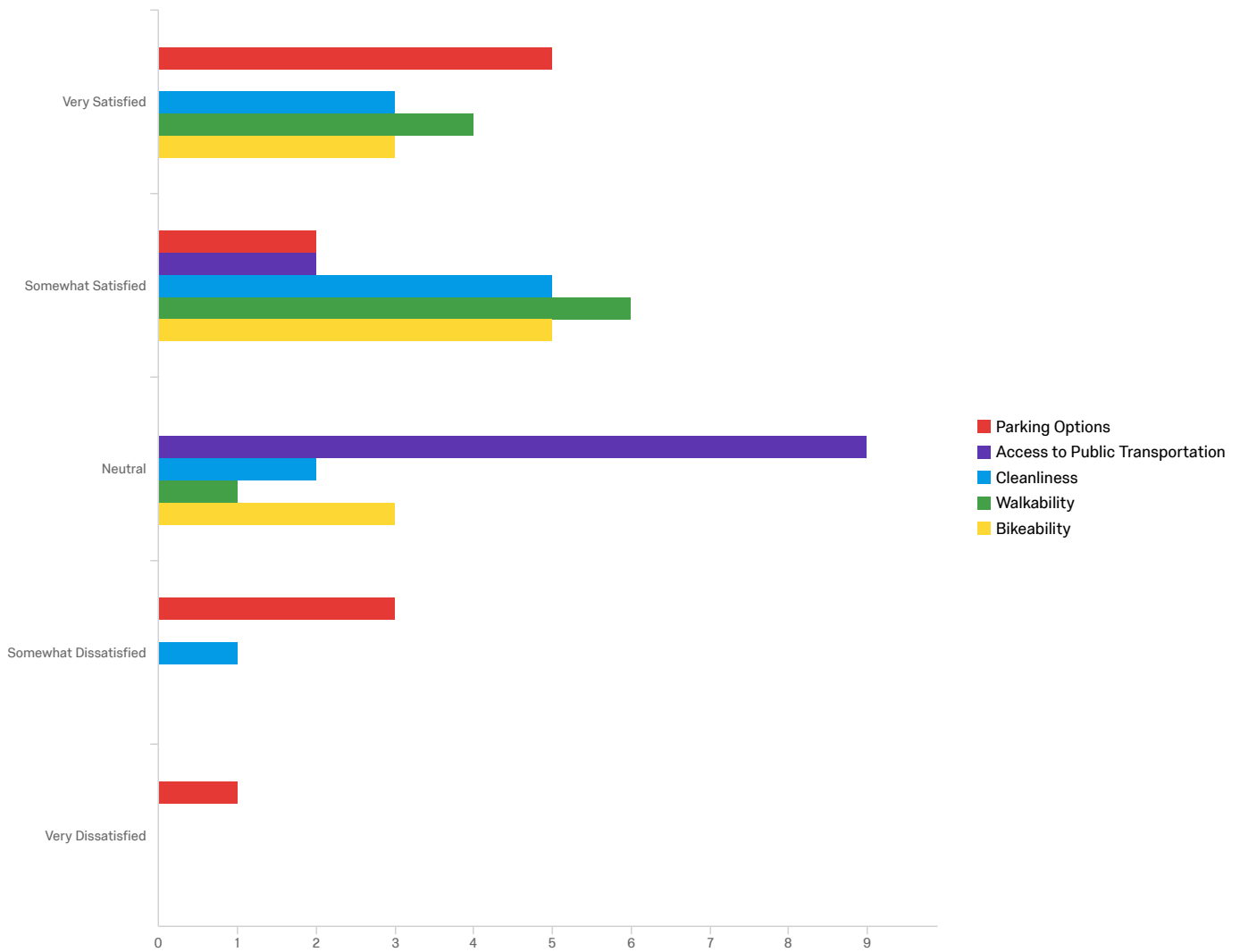


#	Field	Minimum	Maximum	Mean	Std Deviation	Variance	Count
1	Public Events and Street Festivals	2.00	7.00	5.36	1.36	1.86	92
2	Delaware City Public Library	2.00	7.00	5.01	1.83	3.36	92
3	Reedy Point Players Theater	2.00	6.00	2.48	0.91	0.82	91
4	Bike Trails (e.g., Micheal Castle Trail)	2.00	7.00	5.16	1.94	3.75	92
5	Parks and Outdoor Recreation Areas	2.00	7.00	5.62	1.60	2.56	92
6	Police Athletic League (PAL)	2.00	7.00	2.63	1.45	2.10	92

#	Field	Never	Once or Twice	Three to Five Times	More than Five Times	Total
1	Public Events and Street Festivals	5.43% 5	30.43% 28	45.65% 42	18.48% 17	92
2	Delaware City Public Library	18.48% 17	27.17% 25	25.00% 23	29.35% 27	92
3	Reedy Point Players Theater	76.92% 70	21.98% 20	1.10% 1	0.00% 0	91
4	Bike Trails (e.g., Micheal Castle Trail)	19.57% 18	22.83% 21	17.39% 16	40.22% 37	92
5	Parks and Outdoor Recreation Areas	7.61% 7	26.09% 24	21.74% 20	44.57% 41	92
6	Police Athletic League (PAL)	81.52% 75	8.70% 8	3.26% 3	6.52% 6	92

Showing rows 1 - 6 of 6

Q31 - How satisfied are you with the following conditions in Delaware City?



#	Field	Minimum	Maximum	Mean	Std Deviation	Variance	Count
1	Parking Options	1.00	5.00	2.36	1.49	2.23	11
2	Access to Public Transportation	2.00	3.00	2.82	0.39	0.15	11
3	Cleanliness	1.00	4.00	2.09	0.90	0.81	11
4	Walkability	1.00	3.00	1.73	0.62	0.38	11
5	Bikeability	1.00	3.00	2.00	0.74	0.55	11

#	Field	Very Satisfied	Somewhat Satisfied	Neutral	Somewhat Dissatisfied	Very Dissatisfied	Total
1	Parking Options	5	2	0	3	1	11
2	Access to Public Transportation	0	2	9	0	0	11
3	Cleanliness	3	5	2	1	0	11
4	Walkability	4	6	1	0	0	11
5	Bikeability	3	5	2	0	0	11

1	Parking Options	45.45%	5	18.18%	2	0.00%	0	27.27%	3	9.09%	1	11
2	Access to Public Transportation	0.00%	0	18.18%	2	81.82%	9	0.00%	0	0.00%	0	11
3	Cleanliness	27.27%	3	45.45%	5	18.18%	2	9.09%	1	0.00%	0	11
4	Walkability	36.36%	4	54.55%	6	9.09%	1	0.00%	0	0.00%	0	11
5	Bikeability	27.27%	3	45.45%	5	27.27%	3	0.00%	0	0.00%	0	11

Showing rows 1 - 5 of 5

End of Report